

Guiding Principles

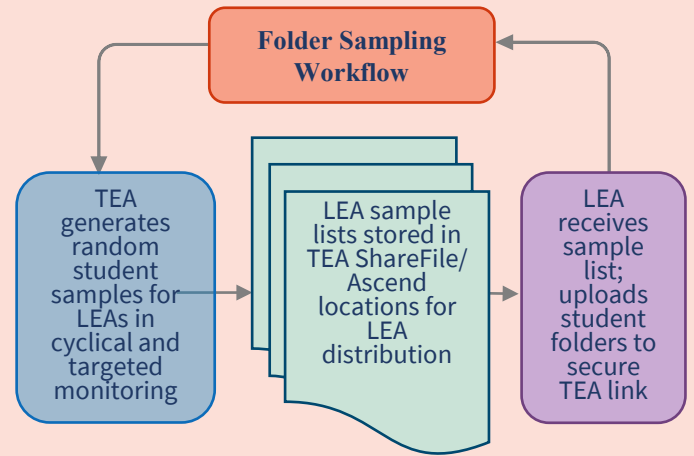
Unbiased

equal selection chance for a folder review

Representative

includes folders from available grade level strata selections

Workflow

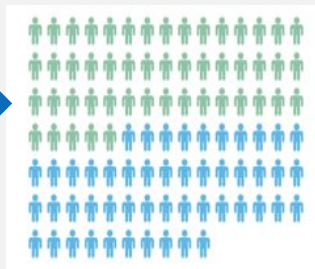


Sampling Method

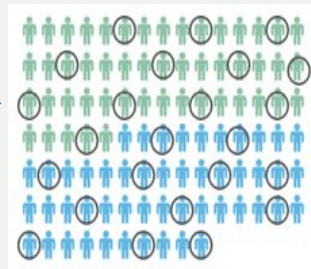
Special Education Population



Stratification



Random Sampling



Sample*



● Elementary (EE,PK,KG,01-05) ● Secondary (06-12)

*Secondary folder selections may occur at the discretion of TEA for additional program-focused strata purpose (e.g. dyslexia, child find, transition, residential students)

Sampling Size

Population Size *	Sample Size
0	Not Applicable
1-9	Census
10-31	10
32-45	16
46-67	18
68-109	20
110-228	22
>=229	24

* Sample Size based on district's special education population size. District populations range from 0 to ±16,000 special education students

Time Frame

Sampling	Data Availability*	Monitoring Period
Cycle X Group 1 Jul/Aug	PEIMS Fall Submission (available in Feb prior year) <u>OR</u> PEIMS Summer Submission (available in Sep or earlier)	Cyclical: Oct - Dec
Cycle X Group 2 & Targeted Nov/Dec	Current PEIMS Summer Submission (Jul attendance record available Sep or earlier)	Cyclical: Jan - Mar Targeted: begins Jan
Cycle X Group 3 Feb/Mar	PEIMS Fall Submission (Oct enrollment snapshot available in Feb or earlier)	Cyclical: Apr - Jun

* Data sources are based on data availability. The most current available source will be used at time of sampling.